



# NITOL MOTORS LTD

## (SERVICE AND PARTS)



100 TONGI INDUSTRIAL AREA, GARZIPUR

---

---

## SOFTWARE DOCUMENTARY


### (IT DIVISION)

REF : IT CIRCULAR\_REF\_NML\_SE\_IT\_SOFT\_17062013\_53

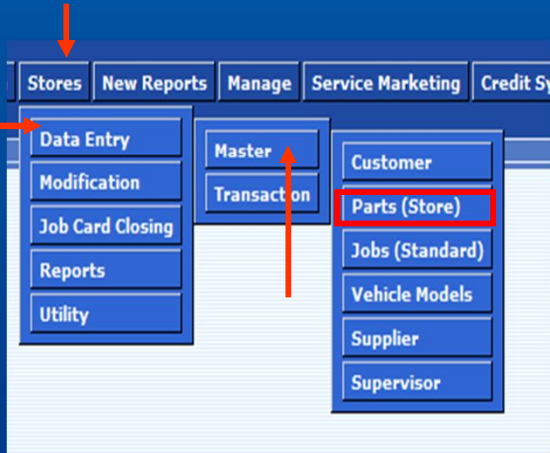
---

## AGENDA

TATA Genuine and Non Genuine Parts



# Parts Information Entry Form



## Before

**Parts Information Entry**

Item Code	<input type="text"/>	Alternate Code	<input type="text"/>
Description	<input type="text"/>		
Additional Description	<input type="text"/>	Bin Location	<input type="text"/>
Min Stock	<input type="text"/>	Category	<input type="text"/>
Reorder Level	<input type="text"/>	Assly Code	<input type="text"/>
Max Stock	<input type="text"/>	Unit Type	<input type="text"/>
Sales Price	<input type="text"/>	Parts Type	<input type="text"/>
Purchase Price	<input type="text"/>	Purchase Type	<input type="text" value="F"/>
PL27E	<input type="text"/>	PL27B	<input type="text"/>

## After

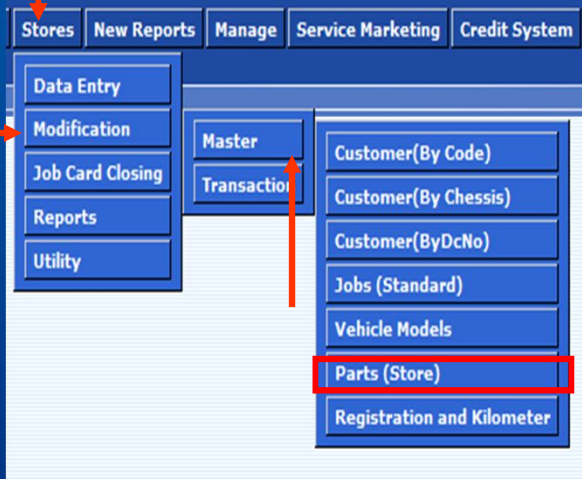
**Parts Information Entry**

Select One:  TGP  Non-TGP

Item Code	<input type="text"/>	Alternate Code	<input type="text"/>
Description	<input type="text"/>		
Additional Description	<input type="text"/>	Bin Location	<input type="text"/>
Min Stock	<input type="text"/>	Category	<input type="text"/>
Reorder Level	<input type="text"/>	Assly Code	<input type="text"/>
Max Stock	<input type="text"/>	Unit Type	<input type="text"/>
Sales Price	<input type="text"/>	Parts Type	<input type="text"/>
Purchase Price	<input type="text"/>	Purchase Type	<input type="text" value="F"/>
PL27E	<input type="text"/>	PL27B	<input type="text"/>

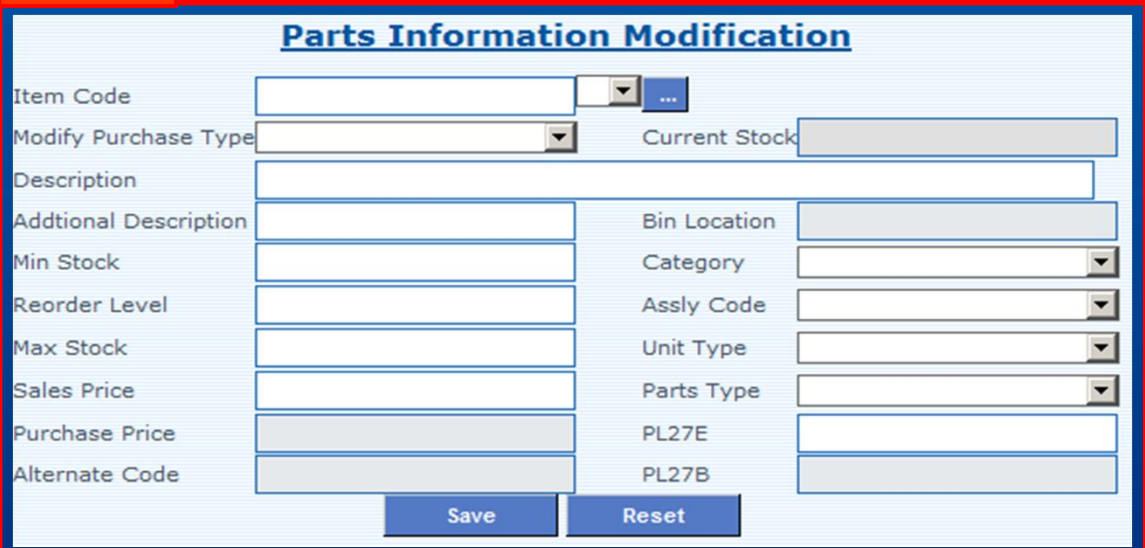


# Parts Information Modification Form



The navigation menu consists of several tabs: Stores, New Reports, Manage, Service Marketing, and Credit System. Under the 'Manage' tab, there are two sub-menus: 'Data Entry' and 'Modification'. The 'Modification' sub-menu is expanded, showing options: Master, Transaction, Customer(By Code), Customer(By Chassis), Customer(ByDcNo), Jobs (Standard), Vehicle Models, **Parts (Store)**, and Registration and Kilometer. The 'Parts (Store)' option is highlighted with a red box.

Before

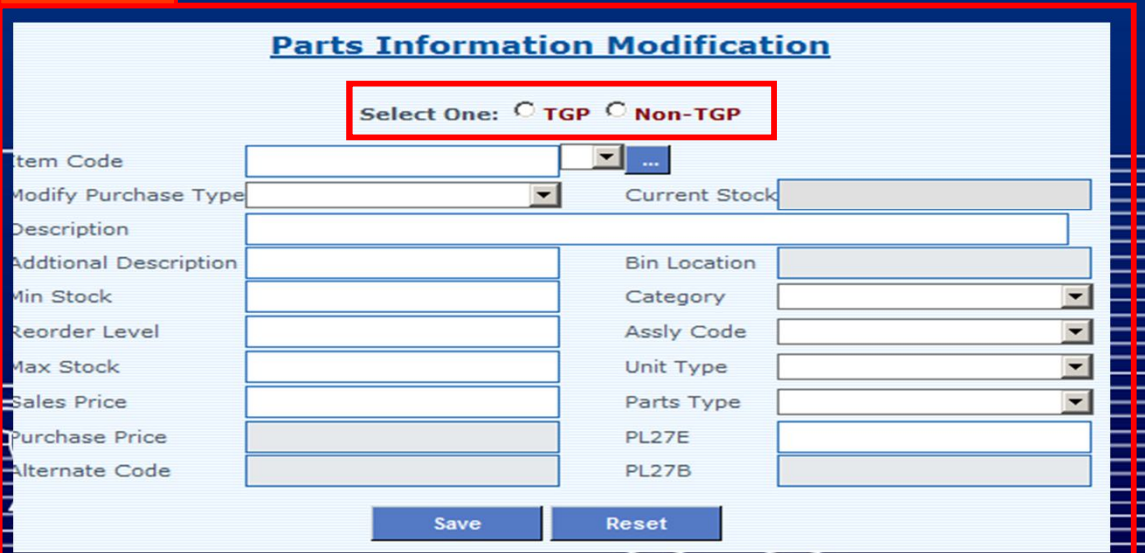


The 'Parts Information Modification' form contains the following fields and controls:

- Item Code:  [dropdown] [...]
- Modify Purchase Type: [dropdown] Current Stock:
- Description:
- Additional Description:  Bin Location:
- Min Stock:  Category: [dropdown]
- Reorder Level:  Assly Code: [dropdown]
- Max Stock:  Unit Type: [dropdown]
- Sales Price:  Parts Type: [dropdown]
- Purchase Price:  PL27E:
- Alternate Code:  PL27B:

Buttons: Save, Reset

After



The 'Parts Information Modification' form is updated with a new radio button selection at the top:

Select One:  TGP  Non-TGP

The rest of the form fields and controls remain the same as in the 'Before' screenshot.



THANK YOU

